

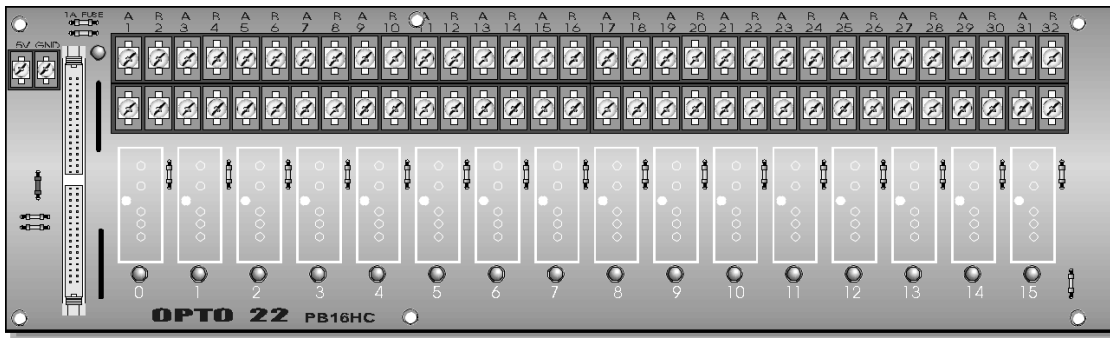
## DATA SHEET

Form 456-010201

Part Number	Description
PB16HC	16-Channel Rack With Header Connector

### Description

The PB16HC I/O mounting rack can accommodate up to 16 single-channel digital I/O modules. The PB16HC I/O mounting rack uses a 50-pin header connector for interface to an Optomux (B1), Pamux (B5), or Mistic (B100) protocol brain board. It also provides an extra row of terminals for connection of the field loop power.



## DATA SHEET

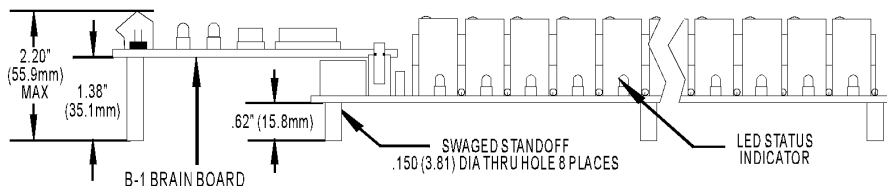
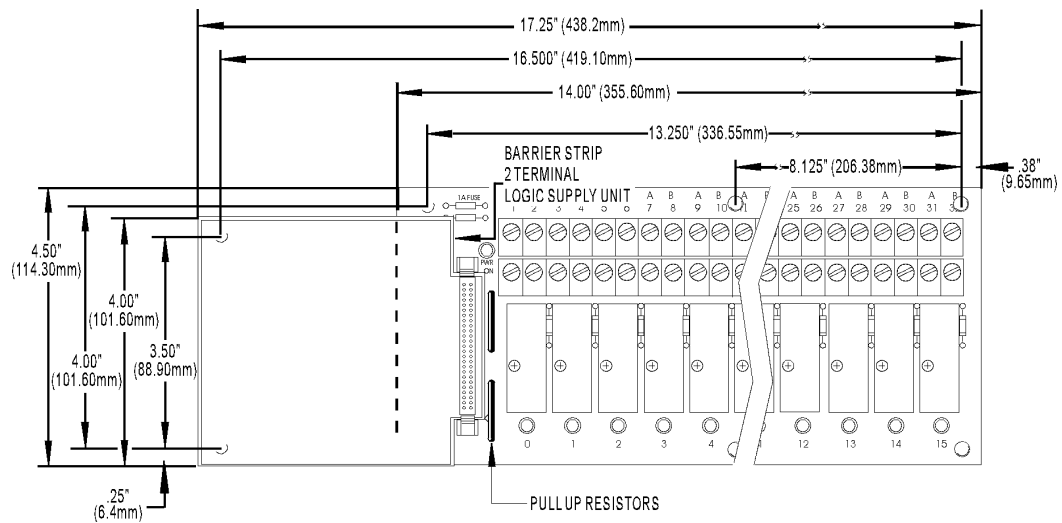
Form 456-010201

### Specifications

#### PB16HC Specifications

Operating Temperature	0° to 70° C 95% Relative Humidity Non-condensing
Interface Connectors Fields	6-32 Screw Terminals
Control	50-conductor Header Connector
Power	2-position Screw Terminal or Opto 22 PBSA/B/C Power Supply

### Dimensions PB16HC WITH B1



### Connections PB16HC Specifications

Module Position	Control (Header Connector)	Field (Terminal Strip)
0	47	1 & 2
1	45	3 & 4
2	43	5 & 6
3	41	7 & 8
4	39	9 & 10
5	37	11 & 12
6	35	13 & 14
7	33	15 & 16

Module Position	(Header Connector)	Field (Terminal Strip)
8	31	17 & 18
9	29	19 & 20
10	27	21 & 22
11	25	23 & 24
12	23	25 & 26
13	21	27 & 28
14	19	29 & 30
15	17	31 & 32

1. Even pins on control connector are connected by etch to common.
2. +VCC and return connected to two-point terminal strips marked "+5V" and "GND".
3. At each module position on the field terminal strip, the lower number is always connected to pin 1 of the I/O module.

### Schematics

